







Instagram, Part 2

Goals for this class:

- Create an Instagram story.
- Customize posts using filters and tagging people and locations.
- Contribute on Instagram by liking, commenting, mentioning and messaging.
- Utilize and navigate the explore/search tool.

Instagram Stories:

Your story is a way of sharing photos and videos with your followers that disappear after 24 hours. To share a photo or video (3 to 60 seconds) to your story:


1. Tap  in the top left of your screen or swipe left from anywhere in Feed.
2. Tap  at the bottom of the screen to take a photo, or tap and hold to record a video. You can also tap **Boomerang** at the bottom of the screen, then tap the circle to take a burst of photos that loops forward and backward.
3. You can tap  or  to add text or draw on your story. Tap **Undo** to remove an effect or **Done** to save it.
4. You can tap **Cancel** to discard your photo or video, or  to save it to your phone. When you're done, tap  to share to your story.

Customize Posts:


- When creating a post in Instagram you can:
 - Add filters, edit and crop photos, add multiple photos to a post, add a caption, tag people, add a location and share with other social media outlets.
 - Use Boomerang to create fun and creative posts.
 - Details, tips and how-to is available here: https://help.instagram.com/488619974671134/?helpref=hc_fnav

Contribute, Engage & Interact:

Each post seen in the news feed allows you to perform the following actions:

- Liking:
 - Double tap the photo or single tap the heart. All of the followers of that account will see your like as well as all of your followers.
- Commenting:
 - Tap the speech bubble to post a comment. The comment can be public for all to see
- Mentioning:
 - Mentioning can be done within the caption of a post or within a comment of a post. Mentioning requires the use of an Instagram handle in order to mention someone in a post. For example: "Today we visited @wellesleylibrary to check out their new library of things."
- Direct Messaging:
 -  allows you to share a post or message privately with one or more other Instagram users.

Explore & Search Tools:

- To search for people, hashtags and places, tap  and enter a search in the search bar at the top of the screen. You can choose to search for **People**, **Tags** or **Places**. Tap **Top** to search popular people, tags and places on Instagram.
- The search results you see are based on a variety of factors, including the people you follow, who you're connected to and what photos and videos you like on Instagram.